



SFMTA

San Francisco Municipal Transportation Agency

Streets Quarterly Update

SFMTA Board of Directors

October 7, 2025

Streets Division Update

Streets Division Priorities

Safety: Keeping people safe—no matter how they travel

Efficiency & Budget Management:
Innovating and optimizing how we work

Excellent Customer Service: Delivering responsive, reliable services to the public

Quarterly Report Agenda

Recent Highlights & Updates: Key wins and how we've addressed challenges

Performance Metrics:
How we're tracking service, safety, and efficiency

Streets Look Ahead:
Upcoming work and priorities



Recent Highlights and Updates

Recent Key Projects

Project	Update
Speed Safety Cameras	Citations started August 5
Speed Limit Reductions	Approved September 2025
Winston Drive Quick Build	Approved September 2025
Larkin Street Quick Build	Approved September 2025
Taxi Upfront Fare Permanent Program	Approved May 2025
6 th Street Pedestrian Safety Project	Construction Completed
Alemaný Boulevard (Congdon to Ellsworth)	Construction Completed
Guerrero Street Quick Build Project	Evaluation Published
Left Turn Safety	Evaluation Published
Great Highway Traffic Data	Evaluation Published

New Infrastructure



3 New Traffic Signals
3 Traffic Signal Upgrades



16 Stop Signs



4 Rapid Flashing Beacons



25 Speed Humps



12 Pedestrian Safety Zones



3,000 Red Zones



5 Continental Crosswalk
Upgrades



2 Protected Turns

June, July, August 2025

West Portal Horseshoe Upgrades



West Portal Horseshoe Upgrades


Last installation to help guide safe crossings and make the area more welcoming

Recent Upgrades

- Planters
- Bikeshare station
- “Welcome to West Portal” murals
- Decorative crosswalks

What's Next

- Project evaluation coming Winter 2025



Muni Forward

Ocean View – San Jose Avenue

- New transit lanes on San Jose Avenue improve M Ocean View reliability and street safety

SoMa – 4th Street


- New signal timing for the T Third helps trains move faster and reduce wait times

Inner Richmond – Fulton Street

- New boarding areas (bulb outs) make it safer and easier to get on the 5 Fulton, 5R Fulton Rapid and 44 O'Shaughnessy — and help buses stay on time



Geary Boulevard Improvement Project Quick-Build Evaluation



[SFMTA.com/Geary](https://www.sfmta.com/Geary)

What's Better Now on Geary (between Stanyan and 32nd Ave)?

Faster Buses

- Buses on Geary are now 6–11% faster in each direction.
- Saves riders 235 hours of travel time every day

Fewer Crashes

- Car crashes are down by one-third
- Bus crashes are down by 40% compared to the rest of the city

Riders Notice the Change

- Of those who saw a difference, 85% said their ride is now more reliable

Supporting Safer School Journeys

Start of 25-26 School Year:

- 155 Crossing Guards on duty
- 91 Schools covered
- 23 vacant corners

Staffing Challenges Addressed:

Despite budget constraints, hiring prioritized to restore coverage by the end of this year:

- Split shift duties to maximize coverage (complete)
- Temporary staff from SFMTA to fill gaps (complete)
- Accelerated hiring from existing candidate pools (in progress)

Goal:

- Every location that had a guard last school year will have one this school year



Keeping San Francisco Moving Safely



Support for Special Events

- Pride, Juneteenth, July 4th, SF Marathon
- Golden Gate Park concerts: Outside Lands, Grateful Dead anniversary shows & more

New Initiatives

- Color Guard
- Kicking off pilot program with Curb Management
- Updated training curriculum
- PCO focused communications campaign

Celebrating PCO Milestones



Keeping San Francisco Accessible

Faces of Muni campaign: Meet Dennis Billups



- Celebrated 35th anniversary of the Americans With Disabilities Act
- Faces of Muni Social Media campaign: Highlights community members' experience navigating public transit
- Paratransit Customer Satisfaction Survey: 90% overall satisfaction

Improving Parking for Businesses

Neighborhood	Color Curb Rightsizing
Completed	
Chinatown	Optimizing loading/passenger spaces +110 hours of general parking per day
Upper Haight	+ 3 general parking spaces
Noe Valley	+ 8 general parking spaces
In Progress	
Castro	+ 9 general parking spaces
Cole Valley	+ 6 general parking spaces
	Optimizing loading/passenger spaces + 36 hours of general parking spaces per day
Union Square	Proposal to add more general parking
Van Ness	Proposal to shorten yellow zone hours

Supporting SF Venues: Affordable Self-Post Signage

Venue Self-Post Pilot Program:

- Let venues self-post and re-post Temporary Tow-Away No Stopping with reduced fees
- Venues can tackle vandalism and sign teardowns immediately, keeping events on track without breaking the bank

Outcomes:

- **Increased Efficiency:** Application fees were slashed by 40%-50%
- **Achieved pilot goals:** Flexible, lower-cost alternative for entertainment venues



Enhancing Off-Street Parking Customer Experience

*"I would like to **compliment** the parking department for **the roll-out of the online parking reservation system**, in particular, relating to the Performing Arts Garage (PAG).*

*We have been season ticket holders of the symphony and opera for over 30 years, and have used the PAG with the assistance of the symphony and opera to have reserved parking for performances. When the change to the new system was first announced, I was skeptical to say the least. **I am very happy** to report that I was able to make all 18 reservations successfully, and our three **visits to the garage so far have been painless!**"*

"I'm blown away to get a response back from you in under 10 minutes. You are setting a pretty high bar for the rest of city services!!!"

Improving Customer Experience

- Mobile payment now available at all city-operated parking facilities

Performing Arts Garage Enhancements

- Online reservation system launched for Fall 2025 season
- Serves seven nearby venues

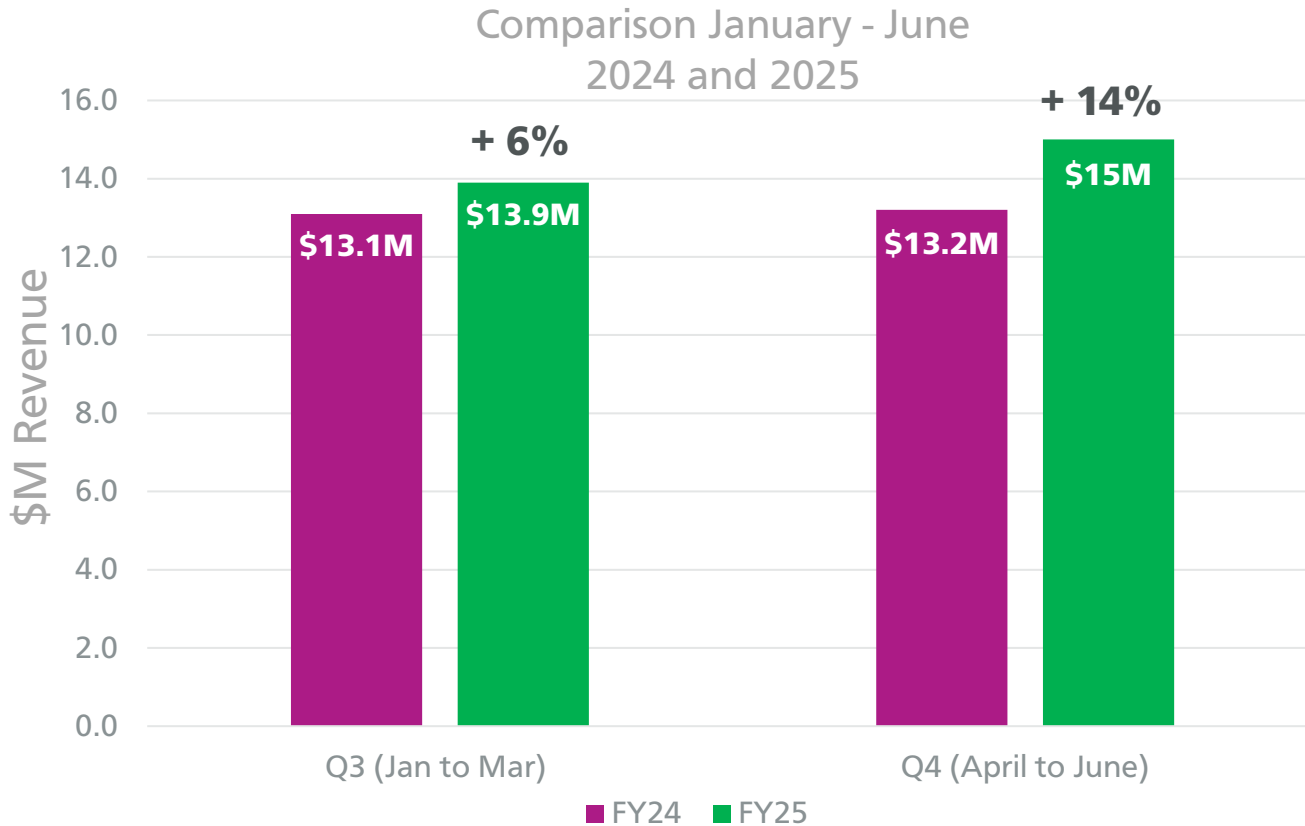
What's Next

- Reservation system expanding to all garages citywide the coming months
- Part of a broader effort to deliver flexible, tech-forward parking solutions



Metrics: How we are tracking our performance

Off-Street Parking Revenue Increases



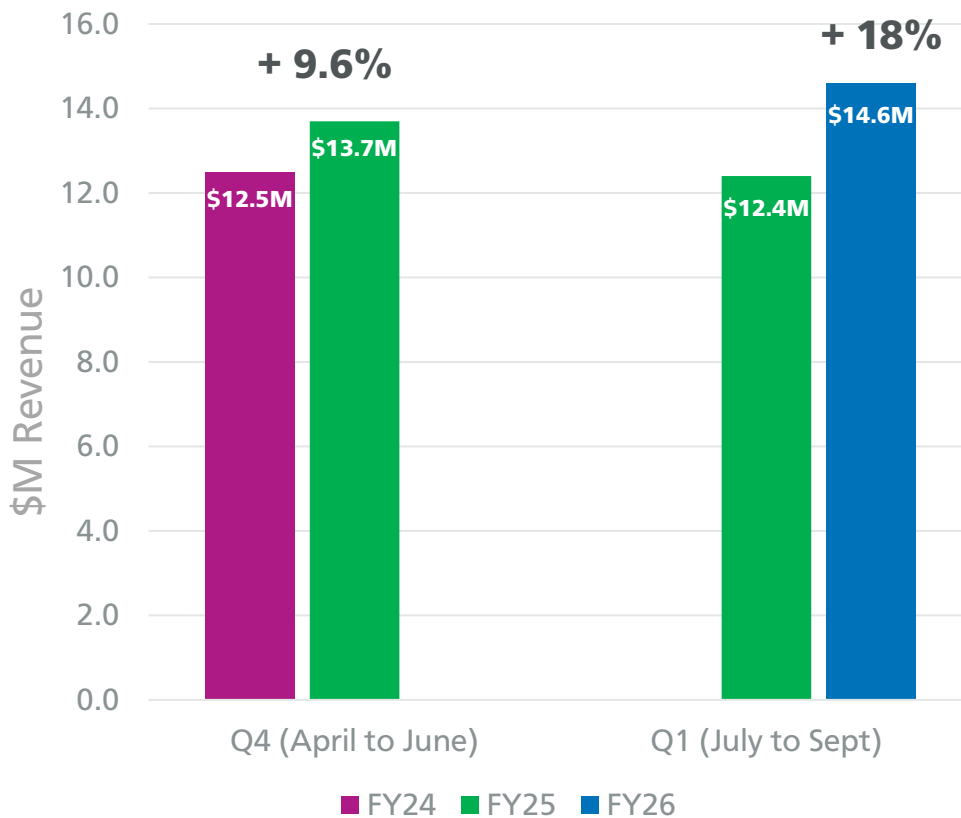
Rate changes are delivering increased gross revenue

Multiple fleet-parking agreements negotiated

Amounts shown are gross revenue before reductions due to revenue sharing, profit sharing and parking tax.

On-Street Parking Revenue Increases

Comparison April – September
2024 and 2025



FY'25 Q4 Revenue Growth (April to June)

+9.6% compared to last year:

- +4% from improved parking compliance
- +6% from rate adjustments & operational efficiencies

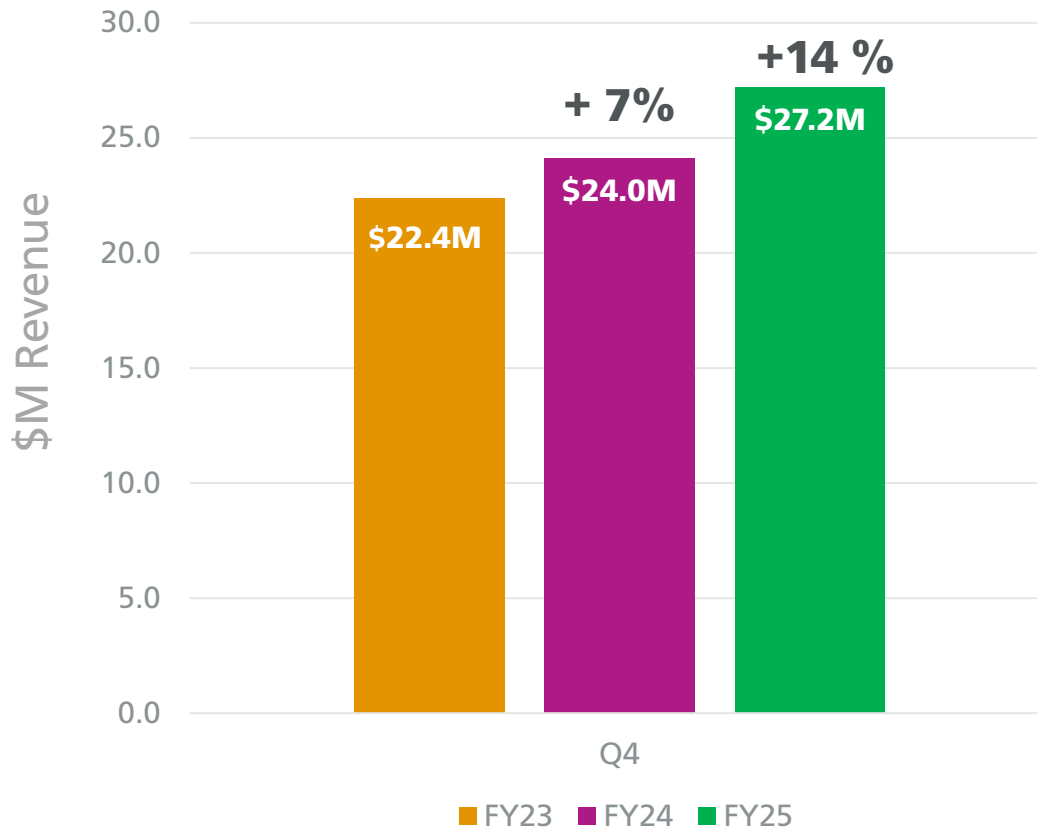
FY'26 Q1 Revenue Growth (July to Sept)

+18 % compared to last year:

- +4% from improved parking compliance
- +14% from rate adjustments & operational efficiencies

Citation Revenue Increases

Comparison April –June
2023 to 2025



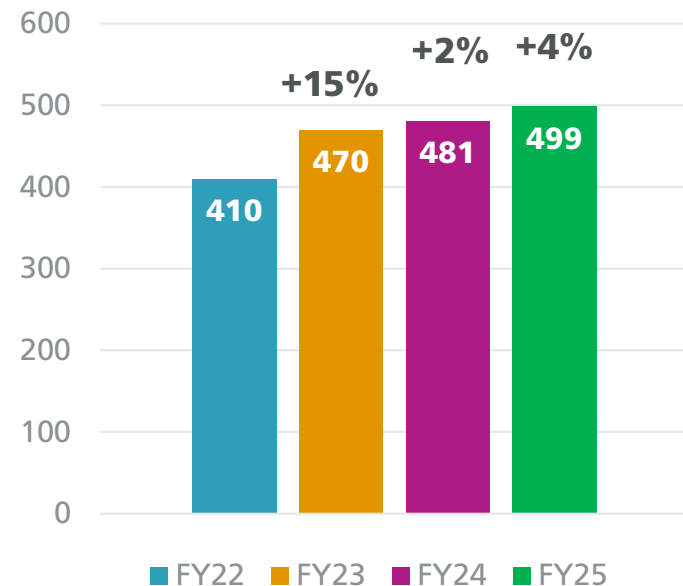
- Better weekend enforcement
- Strategic beat alignment

Special Event Permits

- Total Events: 4,541
- Estimated Attendance: 4.4 million
- Events ranged from small block parties to major citywide festivals

Metric	FY25 Value	Change from FY24
Applications Reviewed	500	↑4%
Applications Permitted	499	↑4%
Applications Paying Fees	410	↓5%
Revenue	\$410,000	↓1%

Year-on-Year Special Event Permits Issued

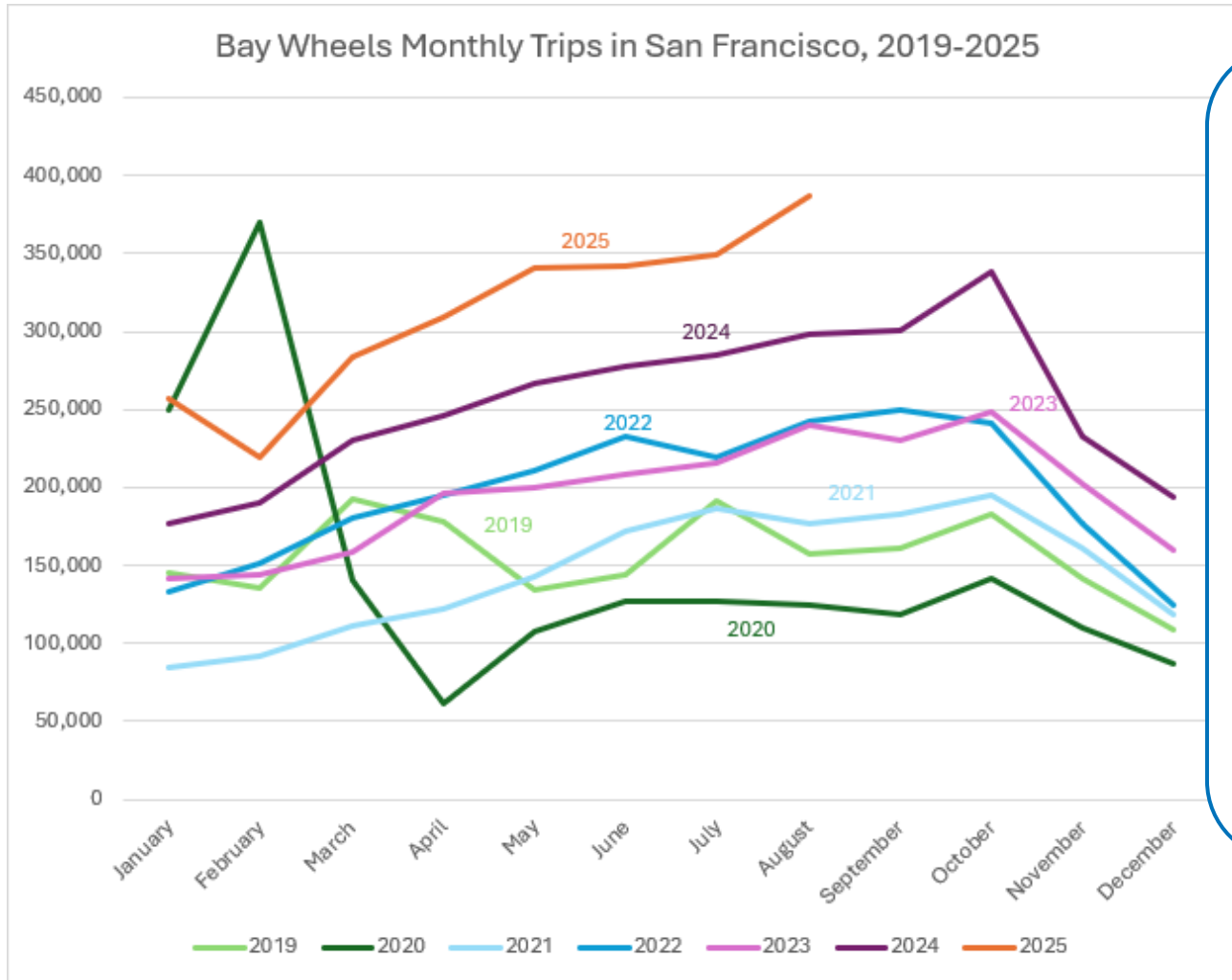


SFMTA Shops: Responding to 311

Total 311 Cases for SFMTA Shops
July 2024 - June 2025



Bikeshare Continues to Grow



Monthly trip totals are between **16%–46% higher** when compared to the same months in 2024

August 2025 was the first month to **exceed February 2020 trip totals**

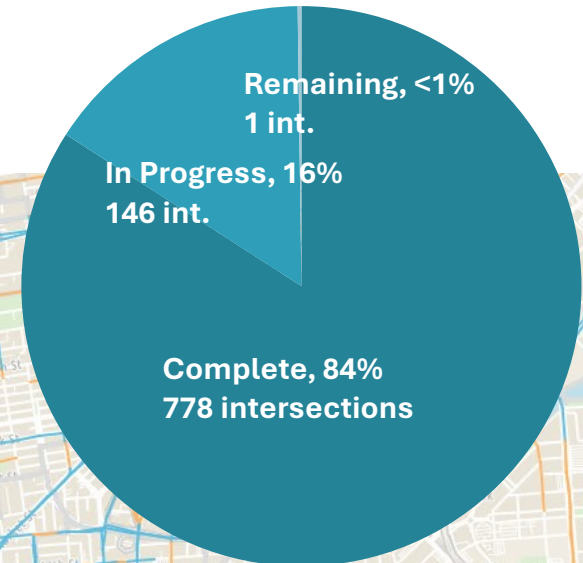
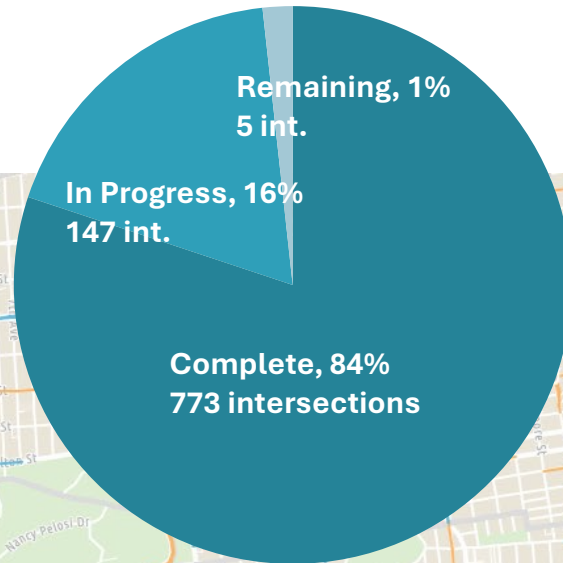
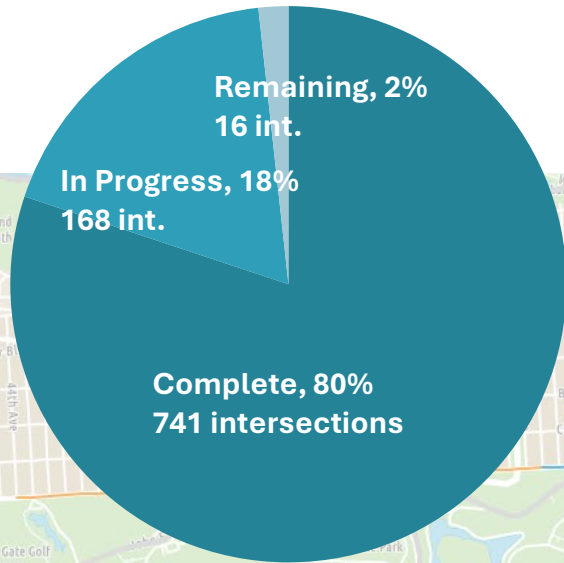
February 2020 was the last month before **e-bike fees were introduced**

Safe Streets Quick-Build Toolkit Progress

Progress by 5/1/2025

Progress by 7/1/2025

Progress by 10/1/2025



■ Complete ■ In Progress ■ Remaining

95% of HIN signals have pedestrian countdowns
99% are timed for slower walking speeds

87% offer pedestrian head starts
95% of crosswalks have high-visibility striping

Safe Streets Evaluation: Turn Safety



Turn Safety Treatments

Implementation:

Using small rubber speed bumps, delineators, and painted safety zones, SFMTA encourages slower left turns and improves visibility.

Scale:

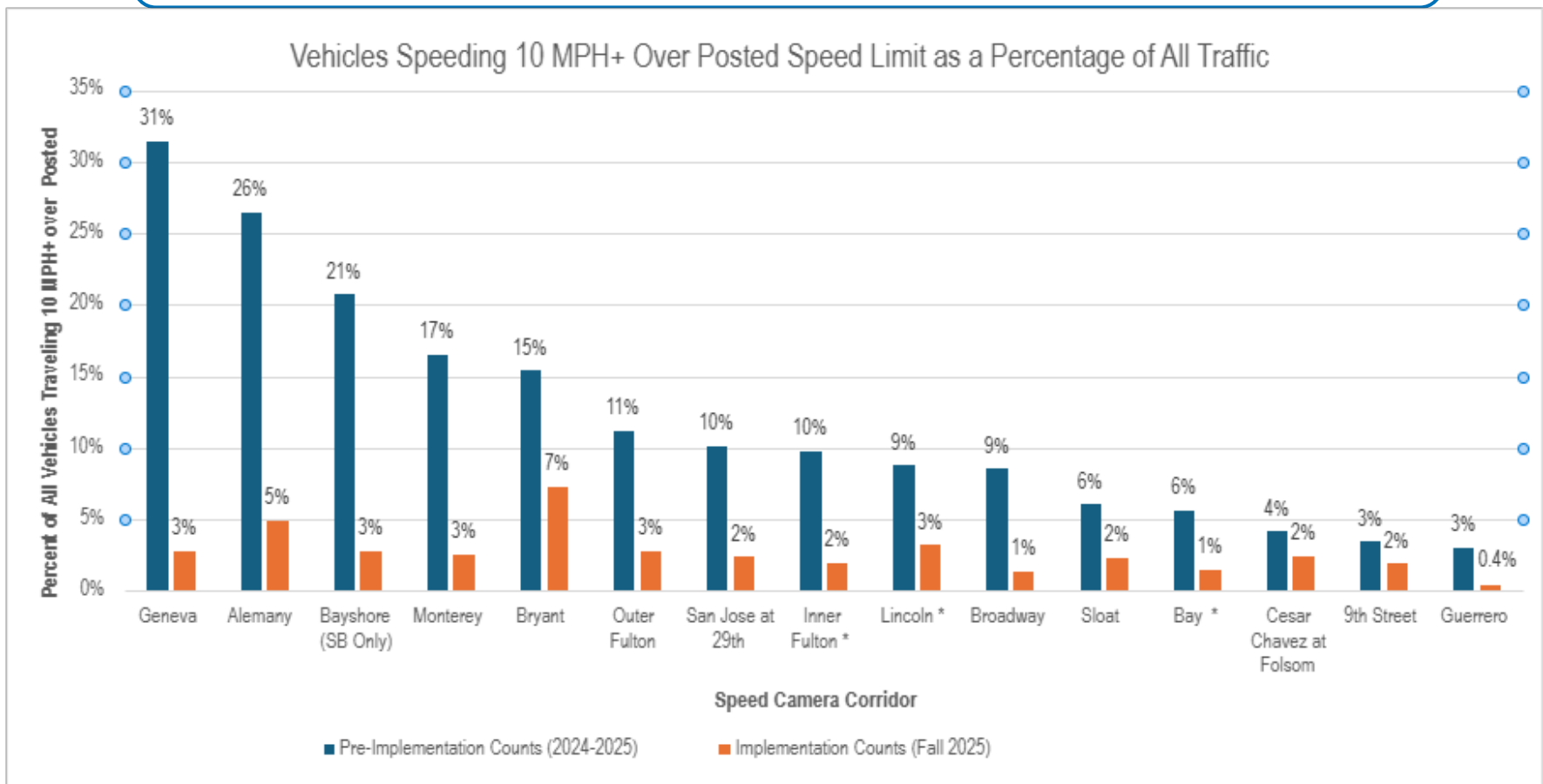
Installed at 14 intersections citywide between October 2024 and March 2025.

Evaluation:

- Treated intersections achieved a 99% safe turn rate compared to 84% at untreated (control) intersections
- All treated sites had average turn speeds below 15 MPH

Speed Safety Cameras: Promising Trends

Average 72% decrease in speeding vehicles across 15 sample sites
~20,000 fewer speeding vehicles per day across these sites



Speed Safety Cameras: Promising Trends

Before Speed Cameras

4 of 15 streets had average vehicle speeds at or below the posted speed limit



With Speed Cameras

All 15 streets have average vehicle speeds at or below the posted speed limit





Streets Division Look Ahead

Embarcadero Connectivity Plan



The **Port of San Francisco** is leading long-term efforts to protect the Embarcadero from **climate-driven flooding** and **seismic risks**.

SFMTA is developing plan to:

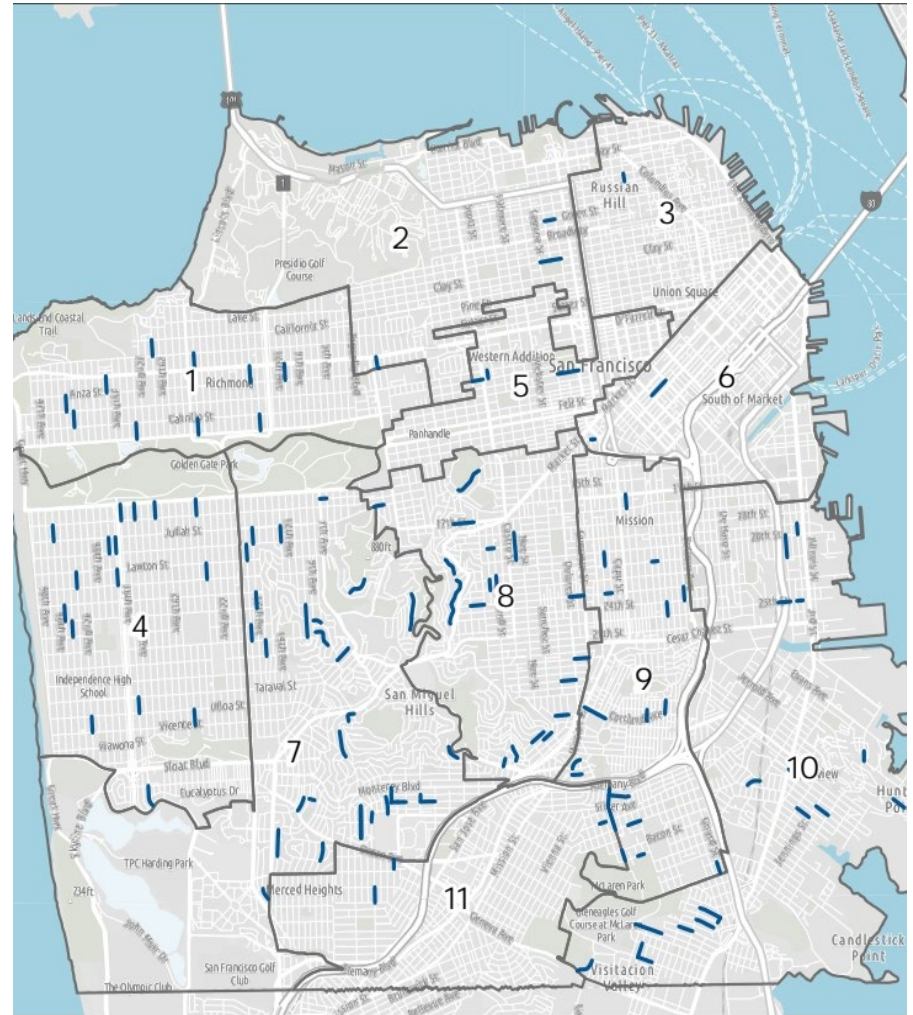
- Mitigate transportation disruption
- Ensure the completed project will support climate resiliency and future transportation needs

Includes broad community participation with first outreach meeting in Mid-Nov

Residential Traffic Calming

Fall 2025/Winter 2026:

- Constructing of 240 approved applications from FY22
- Designing approved applications from FY 23 and FY 24
- Conducting a review of peer city traffic calming programs to share key insights and guide future improvements



Map of traffic calming construction Fall 2025 through Winter 2026

Safe Streets SF

- Renewed citywide commitment
- Rooted in the Safe System approach – national and state policy
- Every agency has a role to play
- SMFTA policy adoption targeting this Winter



Upcoming Contracts



- **Tow** contract expires in March 2026
- RFP coming to the board for consideration in Q1 2026
- RFP format will be informed by the vendor community, with a goal of reducing costs compared to the current contract




- **Paratransit** contract expires June 30, 2026
- Targeting MTAB in the coming months to discuss next steps
- Potential options include contract extension



- **Bike Share** contract with Lyft expires in July 2027
- Exploring possibilities of how to improve the system
- In discussions with MTC about various options

Support for Special Events

Pat Rose with the SFMTA Muni sign shop prepares the Harrington Street sign for the Jerry Garcia Street dedication ceremony. Image: Lea Suzuki/S.F. Chronicle



Sign Shop supporting the naming of Jerry Garcia Way



SFMTA

Thank You