


## APPENDIX E: UNIFORM SIGN CHARTS

The following charts contain select standard signs from the Manual on Uniform Traffic Control Devices (commonly known as the MUTCD). The signs shown are those that are commonly used in construction sites. These are grouped into “Construction and Warning Signs” and “Regulatory Signs”. In general, these signs (and many others not shown here) can be viewed in the latest version of the California MUTCD – California Sign Chart. Size and specifications for MUTCD signs are found in Caltrans documents online.

The “San Francisco Signs” that follow are special signs that may be used on San Francisco streets. Each sign shown is accompanied by a San Francisco specific sign code number, panel size and lettering size. “UC” = Upper case lettering and “LC” = lower case lettering (with the first letter in upper case).



# UNIFORM SIGN CHART

## CONSTRUCTION and WARNING SIGNS



W1-1



W1-2



W1-3



W1-4



W1-5



W1-8



W3-1



W3-2



W3-3



W3-4



W3-5



W3-5a



W4-1



W4-2



W4-3



W5-1



W5-3



W6-3



W9-3



W10-12



W11-1



W11-2



W12-1



W12-2



W13-1P

# UNIFORM SIGN CHART

## CONSTRUCTION and WARNING SIGNS



W14-1



W14-2



W16-4P



W20-1



W20-2



W20-3



W20-3  
Alternate



W20-4



W20-5



W20-5a



W24-1



W24-1cP



W44A (CA)



C9A (CA)



C12 (CA)



C19 (CA)



C20 (CA)



C20A (CA)



C20B (CA)



C23 (CA)



C30 (CA)



C30A (CA)



C37 (CA)



G20-4



M4-9a

# UNIFORM SIGN CHART

## CONSTRUCTION and WARNING SIGNS




M4-9b



M4-9c



M4-10



R2-12




R11-2



R11-2  
(Alternate)  
Ramp



R11-2  
(Alternate)  
Bridge



R11-3a



R11-4



SC3 (CA)



SC9 (CA)



Type N-3 (CA)  
Object Marker




Type P (CA)  
Marker (Left)




Type P (CA)  
Marker (Right)



Type R (CA)  
Object Marker



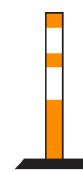
W20-8 Paddle



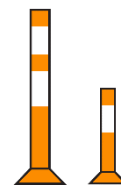
Traffic Cones



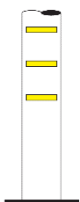
Channelizer  
(CA)



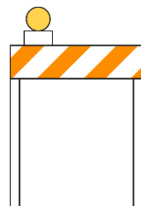
Portable  
Delineator



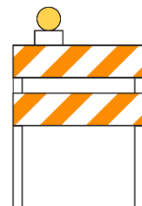
Tubular  
Markers



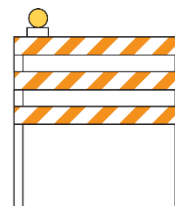
Utility Pole



Type I  
Barricade



Type II  
Barricade



Type III  
Barricade

# UNIFORM SIGN CHART

## REGULATORY SIGNS



R1-1



R1-2



R3-1



R3-2



R3-3



R3-4



R3-5



R3-5a



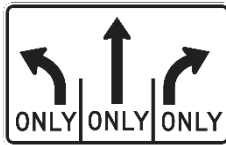
R3-6



R3-7(L)  
LEFT



R3-7(R)  
RIGHT



R3-8b



R3-11b



R3-18



R3-27



R4-11



R5-1



R5-2



R5-10b



R5-10c



R6-1(L)  
LEFT



R6-1(R)  
RIGHT



R9-3



R9-3bP

# UNIFORM SIGN CHART

## REGULATORY SIGNS



R9-5



R9-6



R9-7



R9-9



R9-10



R9-11



R9-11a



R10-6



R10-15



R10-20aP



R10-20aP Alternate



R26L (CA)



R26L (SF) L



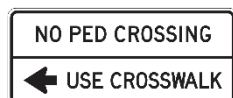
R33 (CA)



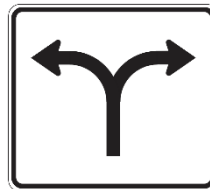
R33A (CA)



R40 (CA)



R49 (CA)




R60B (CA)




R61-1 (CA)



R61-3 (CA)



R61-5 (CA)



R61-7 (CA)



R61-9 (CA)



R61-11 (CA)

# UNIFORM SIGN CHART

## REGULATORY SIGNS




R61-13 (CA)



R61-15 (CA)



R61-17 (CA)



R61-19 (CA)



R61-22 (CA)



R61-24 (CA)



R61-26 (CA)



R61-28 (CA)



R61-30 (CA)



R61-32 (CA)



R61-34 (CA)



R61-36 (CA)



R61-36 (CA)  
& SF3 (above)



R61-36 (CA)  
& SF3 (below)



R81 (CA)



R118 (CA)



SR60-1 (CA)



SR60-2 (CA)



SR60-3 (CA)



SR60-4 (CA)



SR60-5 (CA)



SR60-7 (CA)

**NOTE 1:** Signs shown with LEFT or RIGHT legends or with Left or Right arrows are available as designs for the opposite shown. Sign codes in documents or permits with (L) or (R) added to the sign code signifies Left or Right versions of the noted sign.

**NOTE 2:** Signs in construction zones may use orange color to substitute for warning signs (yellow background), except as noted in the charts above. Other signs must be presented in the colors shown.

# UNIFORM SIGN CHART

## SAN FRANCISCO SIGNS



SF1  
(48"x18")



SF2  
(60"x36")



SF3  
(24"x9")



SF3a  
(24"x9")

6" UC – All Other Text  
5" UC – "NEW" & "TEMP"



SF10-L  
(48"x24")



SF10-R  
(48"x24")



SF10-V  
(48"x24")

6" UC / 4" LC – Street Name  
6" UC – "DETOUR"



SF11-L  
(48"x48")



SF11-R  
(48"x48")



SF11-V  
(48"x48")

6" UC / 4" LC – Street Name  
6" UC – "DETOUR" & "ALT"  
5" UC – "USE"



SF12a-L  
(48"x36")



SF12a-R  
(48"x42")



SF12b  
(48"x36")



SF12c  
(48"x48")

6" UC / 4" LC – Street Name  
6" UC – "DETOUR"  
6" – Route Numerals  
5" UC – Cardinals, "USE" and "EXIT"


**NOTE 3:** All signs are black and reflective orange, unless noted otherwise.

**NOTE 4:** "UC" indicates Upper Case letters / "LC" indicates Lower Case letters

**NOTE 5:** Size indicates the height of numerals inside route shields. Shield to fit around the numerals.

# UNIFORM SIGN CHART

## SAN FRANCISCO SIGNS



**SF13**  
**(60"x42")**

**6" UC / 4" LC** – Street Names  
**6"** – Route Numerals  
**5" UC** – Cardinals, "USE" and "EXIT"



**SF20**  
**(48"x42")**



**SF21**  
**(48"x24")**

**6" UC / 4" LC** – "No Access", Street Name  
**6" UC** – "DETOUR"  
**8" UC** – "CLOSED"  
**5" UC** – "Date/Times"



**SF22**  
**(12"x36")**

**Purple & White**  
See SFMTA document STR-8490 for details



**D4-1 (SF)A**  
**(30"x36")**



**D4-1 (SF)L**  
**(30"x36")**



**D4-1 (SF)R**  
**(30"x36")**



**D4-1 (SF)V**  
**(30"x36")**

**4" UC**

**NOTE 3:** All signs are black and reflective orange, unless noted otherwise.

**NOTE 4:** "UC" indicates Upper Case letters / "LC" indicates Lower Case letters

**NOTE 5:** Size indicates the height of numerals inside route shields. Shield to fit around the numerals.

# UNIFORM SIGN CHART

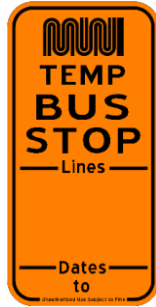
## SAN FRANCISCO SIGNS



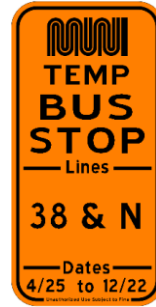
SF-T1  
(12"x24")



SF-T1  
(Sample Text)



SF-T2  
(12"x24")



SF-T2  
(Sample Text)

3" High Muni Logo  
1.5" UC – "TEMP" & "MOVED TO"  
2" UC – "BUS" & "STOP"  
1" UC / 0.75" LC – "Lines" & "Dates"  
0.5" UC / 0.35" LC – "Unauthorized Use Subject to Fine"



SF-T3  
(24"x12")



SF-B2  
(24"x12")



SF-B3L  
(24"x12")



SF-B3R  
(24"x12")

3" UC – "EXCEPT", "MUNI", "BICYCLES", & "BIKE LANE"



SF-B4  
(24"x24")

4" UC – "ADVISE DISMOUNT"



SR60-1 (SF)  
(30"x42")



SR60-1 (SF)  
(30"x42")

3" UC (White) – "RIGHT LANE" or "CENTER LANE"  
3.5" UC (White) – "LEFT LANE"  
5" UC – "ALL TRAFFIC OK"



SG45 (SF)L  
(12"x27")



SG45 (SF)R  
(12"x27")



SG45 (SF)V  
(12"x27")



SG45 (SF)BL  
(12"x25")

4" – Numeral  
2" UC – Cardinal Direction & "BIKE LANE"  
1.5" - UC – "DETOUR"

**NOTE 3:** All signs are black and reflective orange, unless noted otherwise.

**NOTE 4:** "UC" indicates Upper Case letters / "LC" indicates Lower Case letters